

# ROAD BLOCKERS

## HIGH SECURITY

### MOBILE SPEEDBUMPS M30

Crash-tested  
according to



**Mobile speedbumps do not require  
any installation to the ground.**

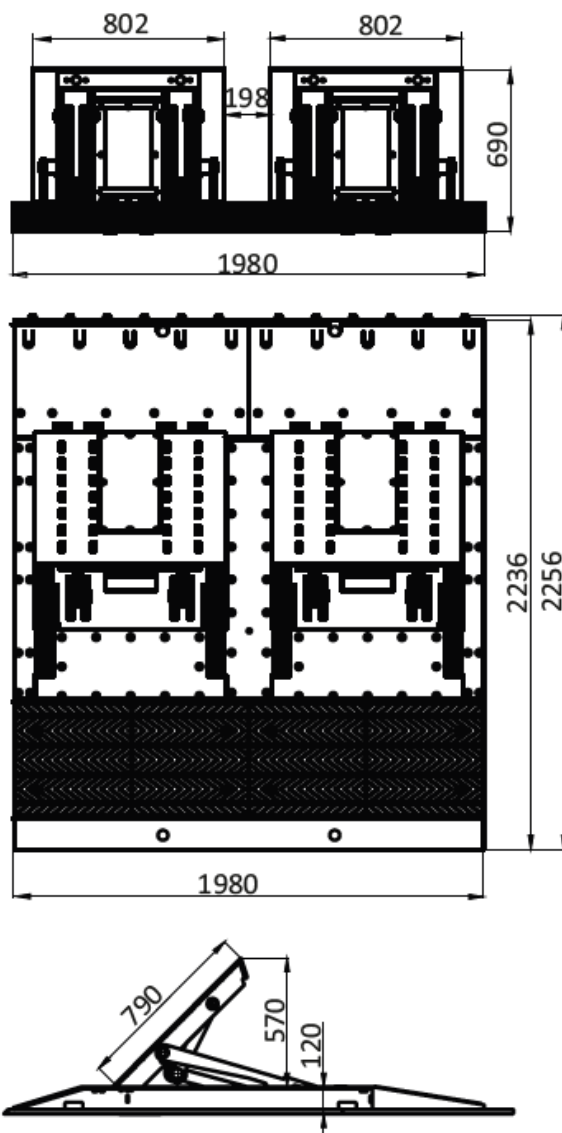
Mobile Speedbump has been successfully tested in accordance to ASTM F2656/F2656 M-18a M30 and IWA 14-1:2013 standards. This is an outstanding achievement considering that this completely mobile road blocker does not require any installation to the ground.

Key advantages of Mobile Speedbumps M30:

- \* Fully mobility of crash-rated, automatic wedge barrier;
- \* easy application – setting up within 10 minutes: simply by delivering to the site – unloading – plug in to the power.
- \* no civil works required: no anchors/no bolts.

**Installation areas:**

- \* Governmental Institutions
- \* Military Bases
- \* Nuclear power Plants
- \* Production sites (Industrial Plants)
- \* Commercial areas
- \* Financial institutions
- \* Airport Premises
  
- \* Business (office) Center
- \* Hotels
- \* Sport Complexes
- \* Recreation areas
- \* Urban areas
- \* Education Institutions

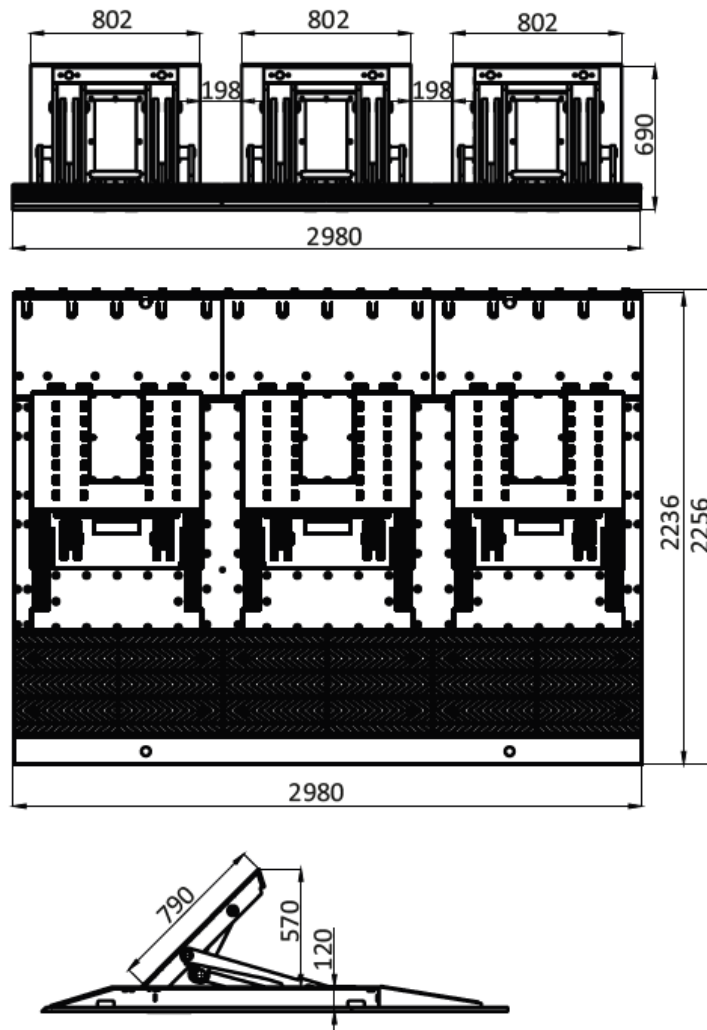


**Technical Specs:**

Model	RB358-06
Installation type	Above the ground
Drive	Hydraulic
With, mm	2000
Height, mm	570
Load per axle, t	15
Rising/Lowering time sec	5,0/4,0
Impact resistance, KJ	673
Operating temperature*, °C	-40/+40
Power Supply	3 phase 400 V, 50/60 Hz
Protection level	IP 67 for road blocker IP 54 for control box
Materials	-structural steel (galvanized and power coated)

\*for temperatures lower than -10 °C use the heating device

\*\*depend on type of hydraulic unit

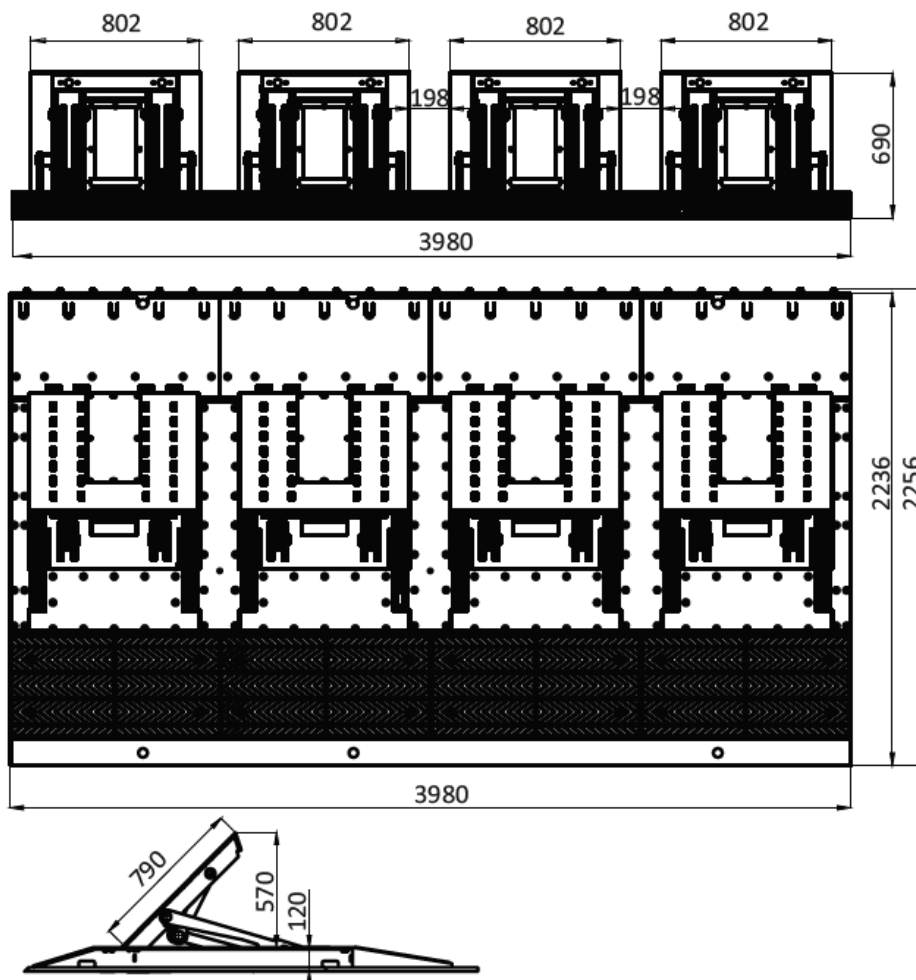


**Technical Specs:**

Model	RB358-07
Installation type	Above the ground
Drive	Hydraulic
With, mm	3000
Height, mm	570
Load per axle, t	15
Rising/Lowering time, sec	7,5/6,0
Impact resistance, kj	673,0
Operating temperature*, C	-40/+40
Power supply	3 phase 400V, 50/60 Hz (standard) 1 phase 230**V, 50/60 Hz (Option)
Protection level	IP67 for road blocker IP 54 for control box
Materials	-Structural steel (galvanized and power coated)

\*for temperatures lower than -10 °C use the heating device

\*\* depend on type of hydraulic unit



#### Technical Specs:

Model	RB358-08
Installation type	Above the ground
Drive	Hydraulic
With, mm	4000
Height, mm	570
Load per axle, t	15
Rising/lowering time sec	8,0/6,0
Impact resistance, KJ	673,0
Operating temperature* °C	-40/+40
Power Supply	3 phase 400 V, 50/60 Hz (standard) 1 phase 230 ** 50/60 Hz (option)
Protection level	IP 67 for road blocker IP54 for control box
Materials	-structural steel (galvanized and powder coated)

\*for temperatures lower than -10 °C use the heating device

\*\* depend on type of hydraulic unit

# 1 DELIVER MOBILE SPEEDBUMP M30 TO THE SITE



# 2 PUT MOBILE SPEEDBUMP ON THE GROUND



# 3 PLUG IN TO THE POWER-INSTALLATION IS COMPLETED



## Test Conditions

Standards:	ASTM F2656/F2656M-18a and IWA 14-1:2013
Type of test:	C730/N2B – 48 km/h
Test inertial mass:	7082 kg
Impact angle:	90°
Actual impact speed:	48,7 km/h

## Test Conditions

Vehicle penetration (static):	ASTM – 18a: 4,66 m / IWA 14-1:2013: 5,25m
Vehicle penetration (dynamic):	ASTM – 18a: 4,66 m / IWA 14-1:2013: 5,25m
Major debris:	No major debris
Vehicle restrained and immobilized:	Yes
Penetration rating:	ASTM F2656/F2656M – 18a: P2
Performance rating:	IWA 14-1:2013 Blocker V/7200(N2B)/48/90:5,3